

Exhibit 1. Returns

As of July 31, 2018

Total Annual Average U.S. Dollar Return through July 31, 2018 with dividends reinvested.

Fund	1 Month	Y-T-D	1 Year	3 Years	5 Years	10 Years	Since MXE Inception in 08/30/90
The Mexico Equity & Income Fund, Inc. (MXE) Net U.S. Dollar Asset Value per Share Certificate Return	11.09% ¹	12.50% ¹	-2.46% ¹	0.52% ¹	0.00% ¹	2.99% ¹	11.93% ²
The Mexico Equity & Income Fund, Inc. (MXE) Net MX Peso Asset Value per Share Certificate Return	4.25% ³	6.64% ³	2.13% ³	5.52% ³	7.85% ³	9.57% ³	19.67% ³
MXE Common Share U.S. Dollar Market Price Performance on the NYSE	10.36% ¹	11.11% ¹	-3.60% ¹	-0.17% ¹	-0.44% ¹	3.94% ¹	12.17% ²
MXN Appreciation/ Depreciation vs 1 USD	6.56% ³	5.50% ³	-4.49% ³	-4.74% ³	-7.28% ³	-6.00% ³	-6.47% ³
MEXBOL Index U.S. Dollar Performance	10.94%	7.79%	-4.92%	0.48%	-1.71%	1.35%	9.70%
The Mexico Equity & Income Fund, Inc. (MXE) Excess Return vs. MEXBOL Index (basis points)	15	471	246	4	171	164	223

Dividends Reinvested

Cumulative to July 31, 2018	1 Month	Y-T-D	1 Year	3 Years	5 Years	10 Years	Since MXE Inception 8/30/90	Discount to NAV, as of July 31, 2018
MXE Common Share U.S. Dollar Market Price Performance on the NYSE	10.36% ¹	11.11% ¹	-3.60% ¹	-0.51% ¹	-2.19% ¹	47.23% ¹	2367.83% ³	-14.40%

 Source: U.S. Bancorp¹; Thomson²; PAM³, Bloomberg.

Performance data quoted represents past performance; past performance does not guarantee future results. The investment return and principal value of an investment will fluctuate so that an investor's shares, when redeemed, may be worth more or less than their original cost. Current performance of the fund may be lower or higher than the performance quoted. For the fund's most recent performance data, please see the price and performance section on the fund's web page (www.mxefund.com).

The Fund's Portfolio securities are denominated in Mexican pesos. As a result, the portfolio return in U.S. dollars must increase in market value at a rate in excess of the rate of the decline in the value of the Mexican peso against the U.S. dollar in order to present an excess dollar return.

The NAV accretion that resulted from share repurchases, for the 1, 3, and 5-year period ended July 31, 2018 was 0.05, 0.09 and 0.09 respectively. For the purpose of performance calculation, U.S. Bancorp assumes that MXE's dividends and distributions are reinvested at the closing market price on the dividend ex-date and takes into account the dilution effect resulting from fund's stock dividend. This calculation of MXE's performance figures may differ from other financial sources, such as Bloomberg.

MXE's ratio of expenses to average net assets=1.64% for the semi-annual period ended January 31, 2018.

Performance data quoted represents past performance; past performance does not guarantee future results. The investment return and principal value of an investment will fluctuate so that an investor's shares, when redeemed, may be worth more or less than their original cost. Current performance of the fund may be lower or higher than the performance quoted.

Exhibit 2. Top Ten Holdings as of July 31 2018.

TOP TEN HOLDINGS MXE		TOP TEN HOLDINGS MEXBOL	
Issuer	Weight	Issuer	Weight
AMXL	9.68%	FEMSAUBD	12.94%
GFNORTEO	9.06%	AMXL	12.34%
IENOVA	7.86%	GFNORTEO	10.62%
FEMSAUBD	7.60%	WALMEX	8.98%
MEXCHEM	6.03%	GMEXICOB	6.78%
PINFRA	4.63%	CEMEXCPO	6.76%
CEMEXCPO	4.58%	TLEVICPO	6.06%
AC	4.31%	ALFAA	2.94%
GMEXICOB	3.99%	GAPB	2.30%
VESTA	3.75%	ASURB	2.26%
TOTAL	61.49%	TOTAL	71.98%

Source: Bloomberg; PAM

Exhibit 3. Fund Information as of July 31, 2018.

MXE Market Data	As of July 31, 2018	As of July 31, 2017
U.S. Dollar Net Asset Value per Share Certificate	\$13.32 ¹	\$13.71 ¹
Common Share Market Price in USD	\$11.40 ¹	\$11.88 ¹
Premium/Discount to NAV (%)	-14.41% ¹	-13.35% ¹
Net Total Assets (USD)	92,349,766 ¹	100,745,261 ¹
Outstanding Shares	6,963,383 ¹	7,349,716 ¹
One Year Share Repurchases	415,888 ¹	82,941
Equity % Weight	97.27% ²	96.65%
Private Equity % Weight	1.84% ²	2.26%
Morgan Stanley Liquidity Funds in USD	0.43% ²	1.02%
Scotia Gubernamental Mutual Fund in MXN	0.45% ²	0.07%

 Source: US Bancorp¹ & PAM².

*Includes a tender offer of 367,174 shares of common stock.

THE MEXICO EQUITY & INCOME FUND, INC. JULY 2018 FACT SHEET

Fund Objective & Strategy

Profile

The Mexico Equity and Income Fund, Inc. ("the Fund") maintains an investment objective of long-term capital appreciation through investments in the Mexican universe of equities listed on the Mexican Stock Exchange.

Characteristics

The Mexico Equity and Income Fund, Inc. (MXE) incorporated in Maryland, U.S.A. , is registered under the U.S. Investment Company Act of 1940, as amended, as a NYSE closed-end, non diversified management investment company.

Risk Factors

The Fund invests substantially all of its assets in securities of Mexican issuers. All investments involve risk. Principal loss is possible. Investing internationally involves additional risks such as currency fluctuations, market price volatility, social and economic instability, changes in taxation, periods of illiquidity and other factors. All Mexican companies are subject to Mandatory IFRS (International Financial Reporting Standards) accounting since the year 2011. Mexico has experienced currency devaluations, high levels of inflation and interest rates, but currently has a solid macro economic framework. (Please see PAM's most recent Report on the Economy at the Fund's website.)

To read about The Mexico Equity and Income Fund, Inc, please access the Annual Report by calling (414) 765-4255 to receive a copy, or access the Annual Report on the Fund's website, "www.mxefund.com", under the section captioned investor reports. Investors should consider the Fund's investment objectives, risks, charges and expenses carefully before investing. An investment in the Fund should not constitute a complete investment program.

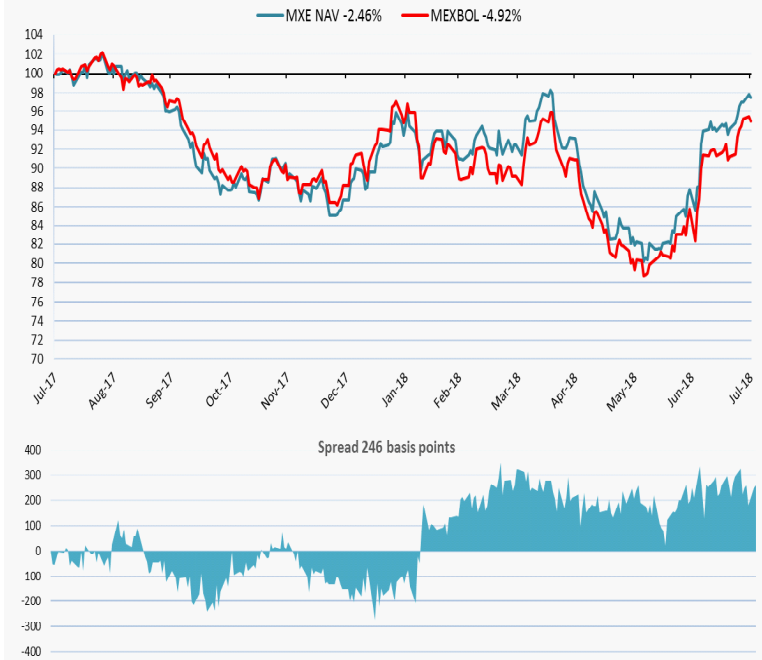
Closed-end funds are traded on the secondary market through one of the stock exchanges. The Fund's investment return and principal value will fluctuate so that an investor's shares may be worth more or less than the original cost. Shares of closed end funds may trade above (a premium) or below (a discount) the net asset value (NAV) of the fund's portfolio and there is no assurance that the fund will achieve its investment objective.

Portfolio Management

Portfolio Manager	Experience	Macro and Debt Strategist	Experience
Maria Eugenia Pichardo	27 years	Arnulfo Rodriguez	25 years
Financials Analyst & Assistant Portfolio Manager		Industrials Analyst & Assistant Portfolio Manager	
David Estevez	6 years	Juan Elizalde	5 years
Materials & Telecom Analyst		Consumption Analyst	
Mauro Castañeda	13 Years	Itziar Garcia	4 Years

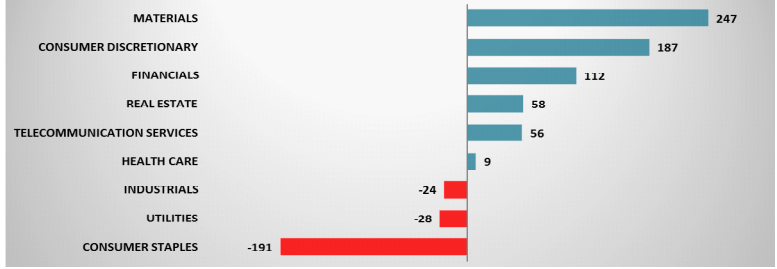
Exhibit 4. MXE Performance Comparison vs. MEXBOL Index.

One Year through July 31, 2018



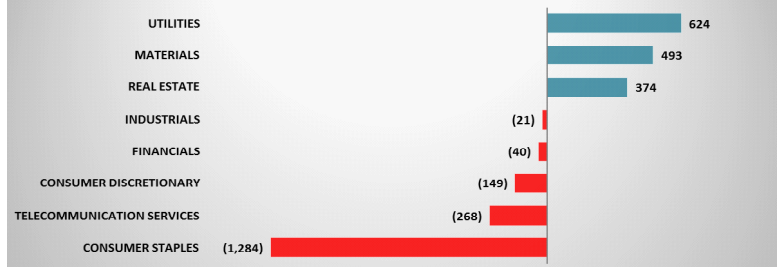
Source: PAM; Bloomberg.

Exhibit 5. MXE Attribution by Sectors vs MEXBOL Index One Year to July 31, 2018.



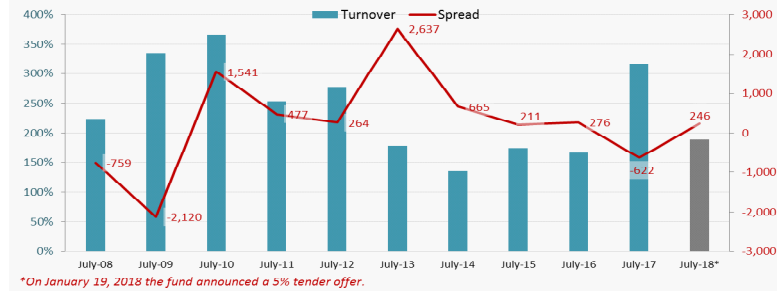
Fund holdings and sector allocations are subject to change
Source: PAM; Bloomberg.

Exhibit 6. MXE Overweight / Underweight Allocation by Sectors. As of July 31, 2018.



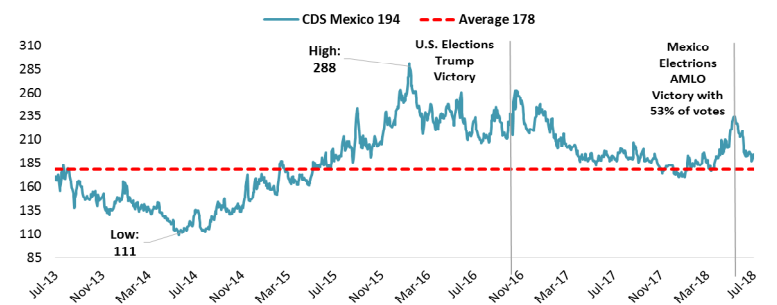
Fund holdings and sector allocations are subject to change
Source: PAM; Bloomberg.

Exhibit 7. MXE Turnover Ratio & Spread Performance vs. MEXBOL Index Ten Year to the Fund's Fiscal Year Ended July 31, 2018.



Source: US Bancorp; PAM; Bloomberg.

Exhibit 8. Mexico 10 Year Credit Default Swap (CDS) Five Year through July 31, 2018.



Source: PAM; Bloomberg.
Please see full August 2018 Economy Report on the Fund's web page: www.mxefund.com.

Definitions:

- Basis point (BPS) Refers to a common unit of measure for interest rates and other percentages in finance.
- MEXBOL Index: The Mexican Bolsa Index is a capitalization-weighted index of the leading stocks traded on Mexican Stock Exchange.
- Turnover Ratio: Is the percentage of a fund's investment holdings replaced in a given year
- CDS: Credit Default Swap is a particular type of swap designed to transfer the credit exposure of fixed income products between two or more parties.

Past Performance does not guarantee future results.